

# Photosynthesis

## Objectives

Students will learn about how plants make their food through photosynthesis.

## Background

Unlike animals and people, plants make their own food through a process called photosynthesis. Photosynthesis allows plants to use sunlight, water, and air to make sugars for their food. This process happens in the green leaves of plants. The leaves take in sunlight, carbon dioxide from the air, and water from their roots and turn it into sugar and oxygen. The water is brought in through the roots so it is already in the plant. The plants use the sugar for their energy and release the oxygen back out into the air which we and other animals rely on to breathe! Since animals and people can't make their own food, they rely on plants for their energy and need them to survive.

## Activity

- 1) Print out the materials on page 2 and 3 and have your students color, cut out, and glue their pieces onto page 2 to form a complete picture of photosynthesis. The labels are optional for the final picture or they can write them in themselves. To save on ink and paper, feel free to have them draw each piece themselves! If they need a little guidance, you can review the order of photosynthesis or look up an illustration for them to reference.

### Age Group

Grades 3-5

### Duration

20 mins

### Materials Needed

Printed Materials

Art supplies (including glue and scissors)

### Location

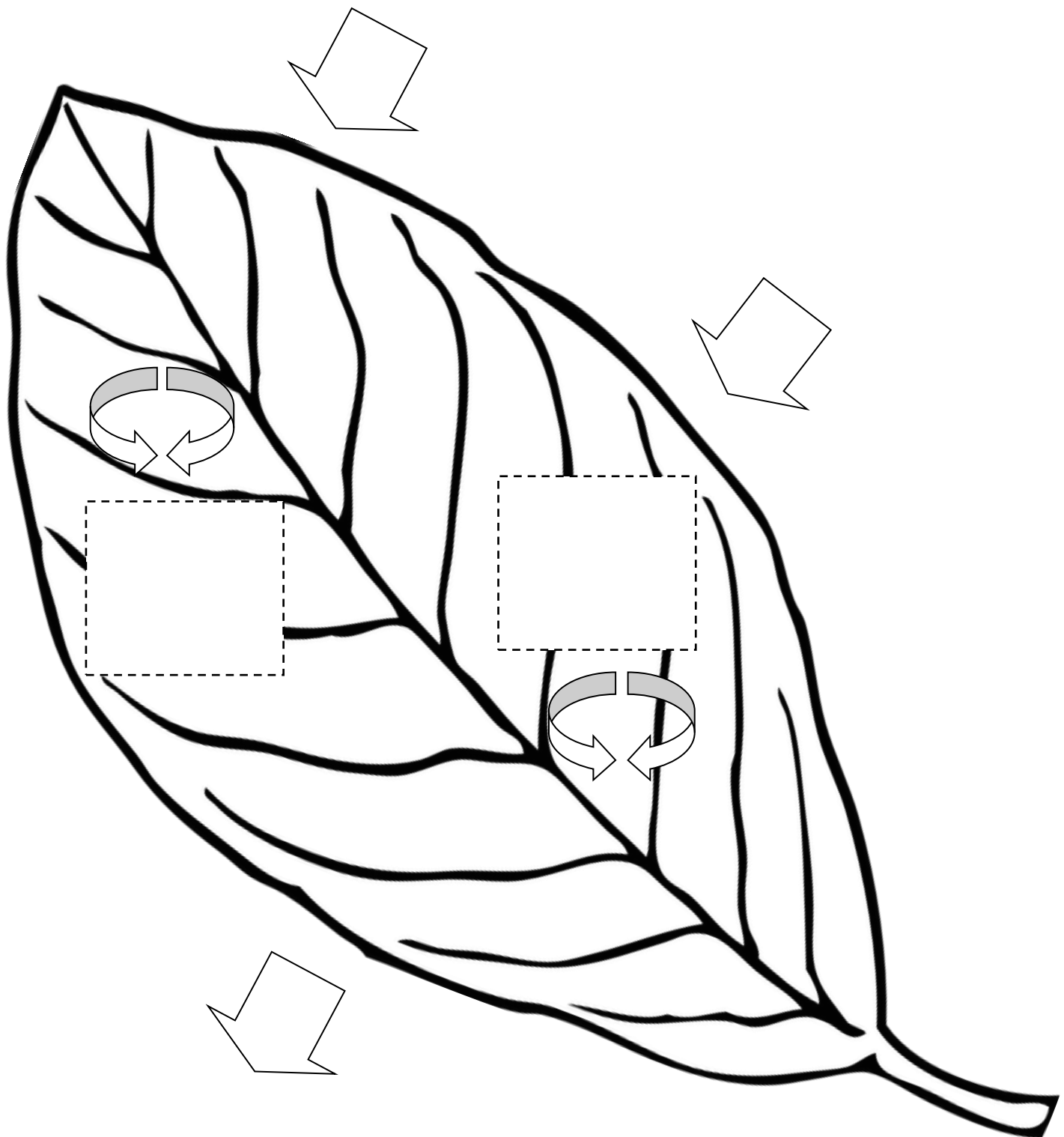
Indoors


### Grade Standards

3 = Ecosystems;  
Structures and  
Functions of Living  
Organisms

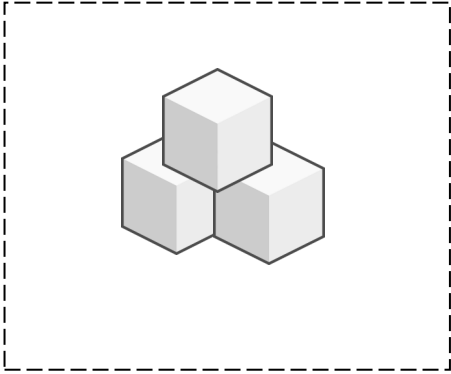
4 = Ecosystems

5 = Ecosystems,  
Structures and  
Functions of Living  
Organisms

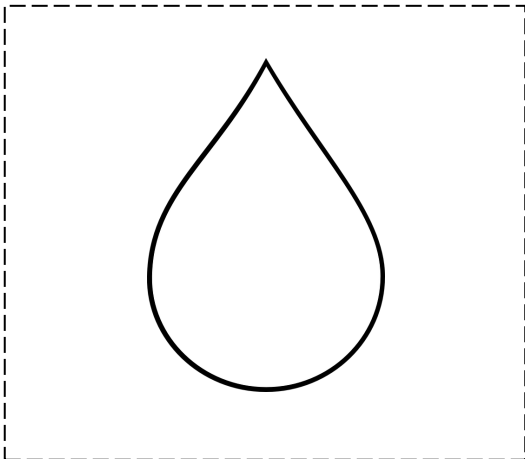





Sunlight



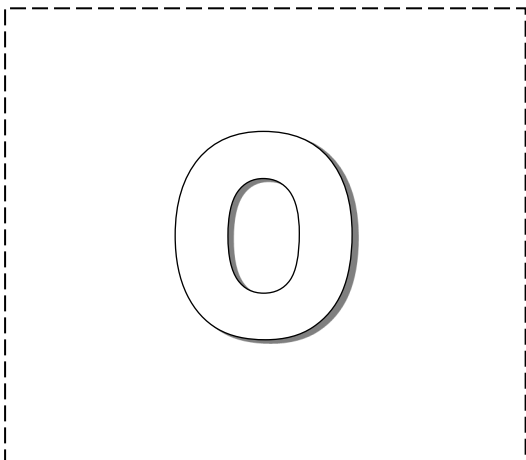
Sugar



Water



Carbon Dioxide



Oxygen